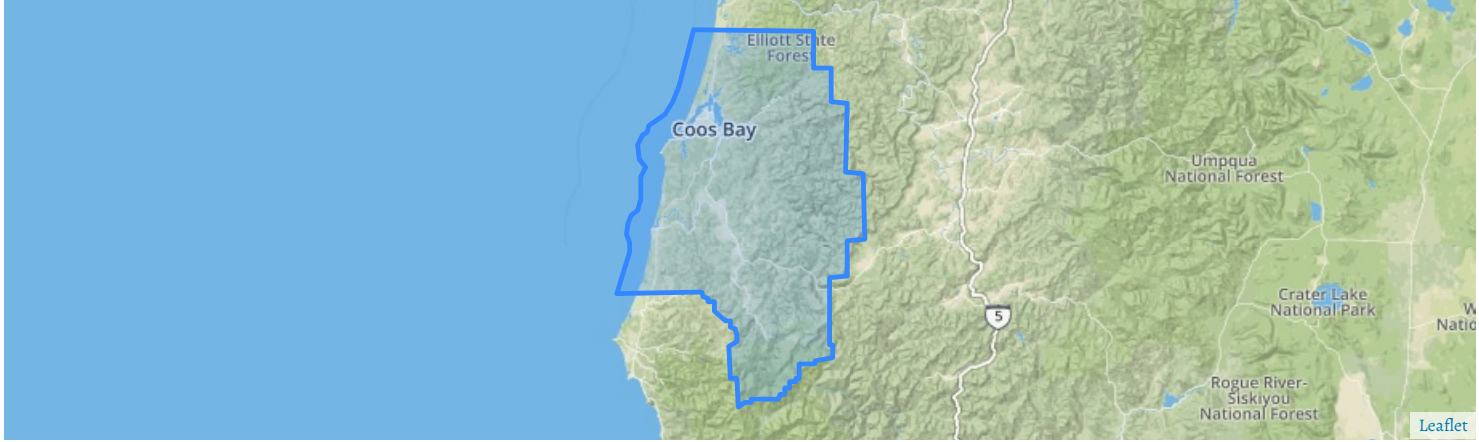
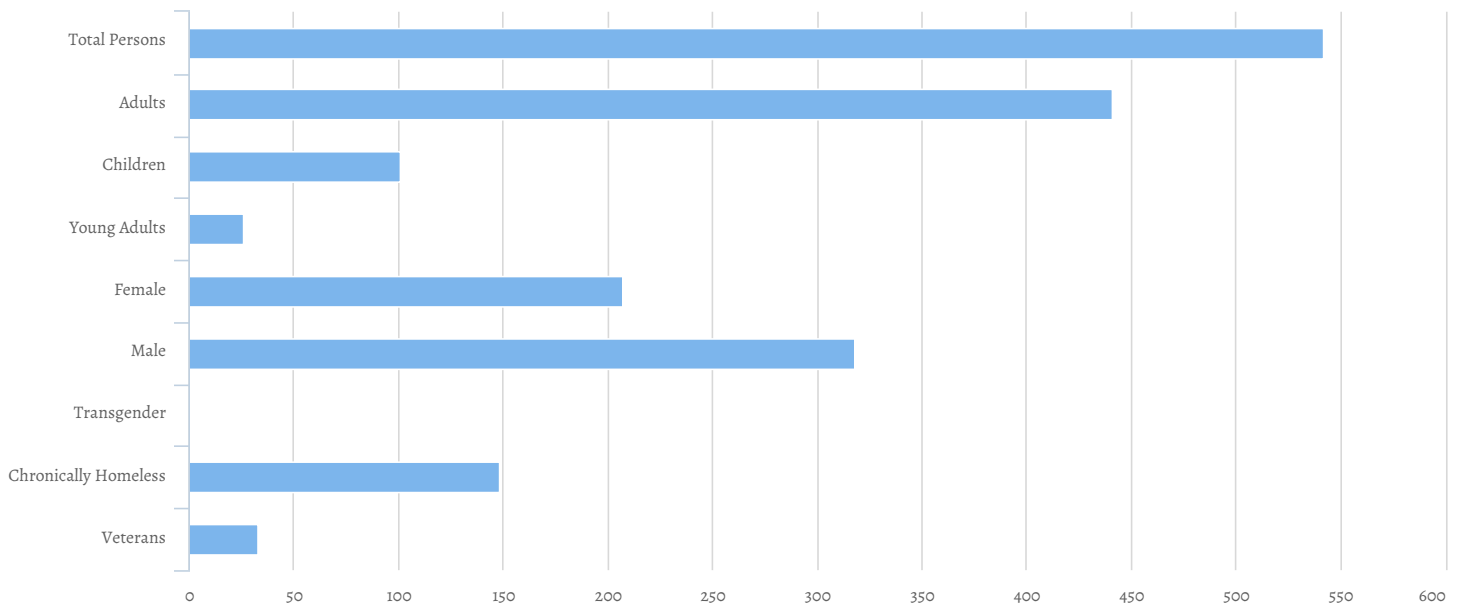


Count:	<b>OR BOS 2020 Point in Time Count</b>	Geography:	<b>Coos</b>
Created by:	<b>S,Maggie</b>	Created on:	<b>02/21/2020 5:46 PM</b>

## Summary

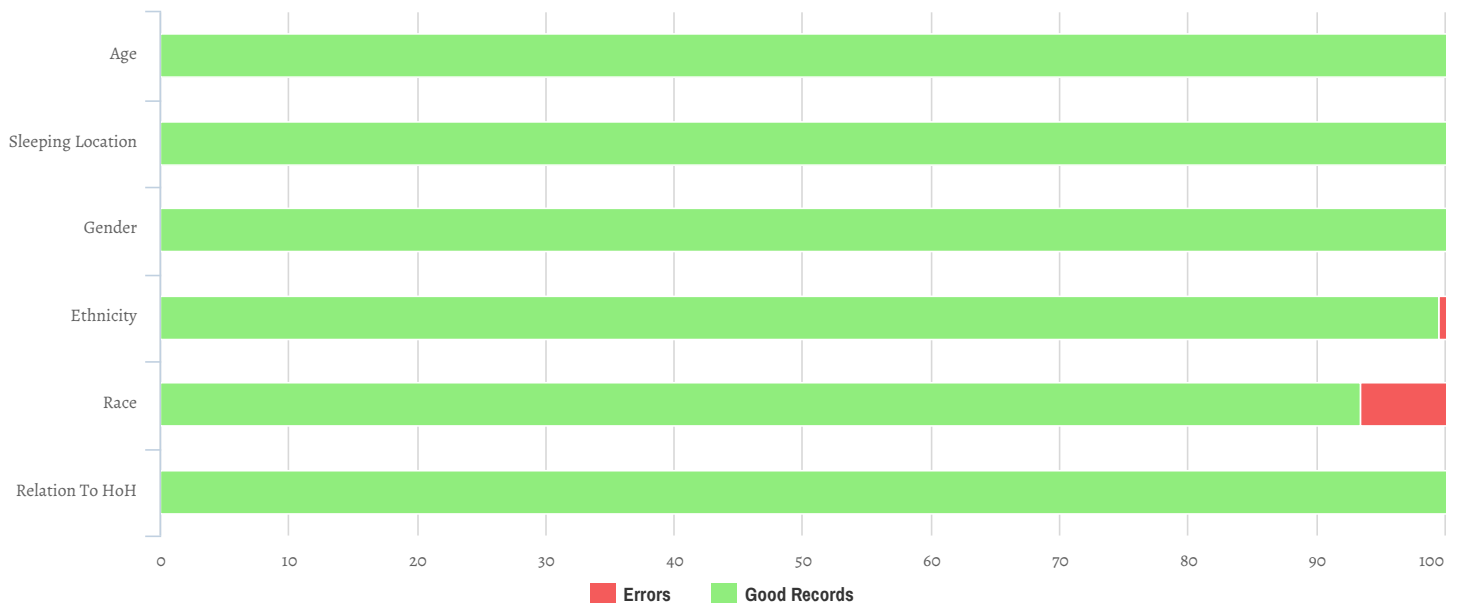


Total Persons	542
Adults (18+)	441
Children (Under 18)	101
Unknown Age	0
Unknown Age - Believe to be Adult	0
Unknown Age - Believe to be Child	0
Young Adults (18-24)	26
Female	207
Male	318
Transgender	0
Chronically Homeless	148
Veterans	33



### Data Quality Checks

Persons Missing Age Information	0
Persons Missing Sleeping Location	0
Persons Missing Gender	0
Persons Missing Ethnicity	3
Persons Missing Race	36
Persons Missing Relation to HoH	0



# All Households

## Households with at Least one Adult and One Child

### Household and Person Breakdown

Total Number of Households	46
Total Number of Persons	160
Number of Children (Under 18)	89
Number of Young Adults (18-24)	2
Number of Adults (25+)	69

### Gender

Female	80
Male	75
Transgender	0
Gender Non-conforming	0

### Ethnicity

Non-Hispanic/Non-Latino	140
Hispanic/Latino	0

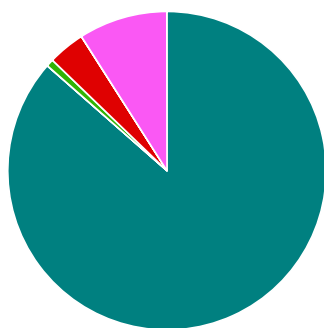
### Race

White	115
Black or African-American	0
Asian	1
American Indian or Alaska Native	5
Native Hawaiian or Other Pacific Islander	0
Multiple	12

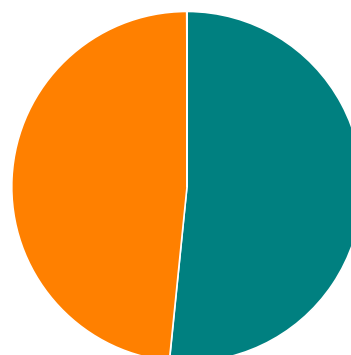
### Chronically Homeless

Total Number of Households	2
Total Number of Persons	7

Race



Gender



■ White   
 ■ Black or African American   
 ■ Asian  
■ American Indian   
 ■ Native Hawaiian   
 ■ Multiple

■ Female   
 ■ Male   
 ■ Transgender   
 ■ Gender Non-conforming

# Households without Children

## Household and Person Breakdown

Total Number of Households	313
Total Number of Persons	370
Number of Young Adults (18-24)	24
Number of Adults (25+)	346

## Gender

Female	123
Male	235
Transgender	0
Gender Non-conforming	1

## Ethnicity

Non-Hispanic/Non-Latino	345
Hispanic/Latino	17

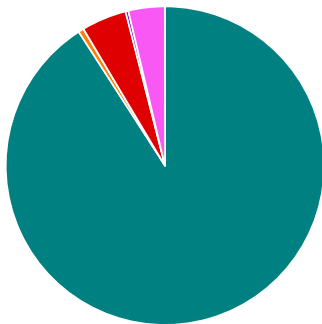
## Race

White	319
Black or African-American	2
Asian	0
American Indian or Alaska Native	16
Native Hawaiian or Other Pacific Islander	1
Multiple	13

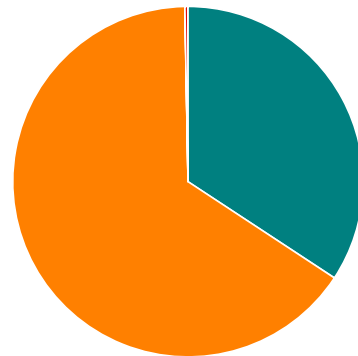
## Chronically Homeless

Total Number of Persons	140
-------------------------	-----

Race



Gender



# Households with Only Children

## Household and Person Breakdown

Total Number of Households	8
Total Number of Children	12

## Gender

Female	4
Male	8
Transgender	0
Gender Non-conforming	0

## Ethnicity

Non-Hispanic/Non-Latino	11
Hispanic/Latino	1

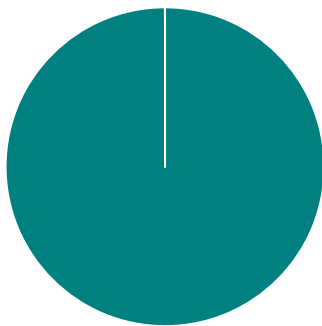
## Race

White	12
Black or African-American	0
Asian	0
American Indian or Alaska Native	0
Native Hawaiian or Other Pacific Islander	0
Multiple	0

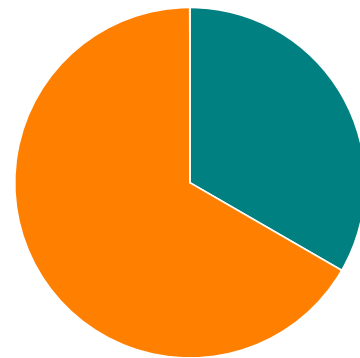
## Chronically Homeless

Total Number of Persons	1
-------------------------	---

Race



Gender



## Veteran Households

### Veteran Households with at Least One Adult and One Child

#### Household and Person Breakdown

Total Number of Households	0
Total Number of Persons	0
Total Number of Veterans	0

#### Gender

Female	0
Male	0
Transgender	0
Gender Non-conforming	0

#### Ethnicity

Non-Hispanic/Non-Latino	0
Hispanic/Latino	0

#### Race

White	0
Black or African-American	0
Asian	0
American Indian or Alaska Native	0
Native Hawaiian or Other Pacific Islander	0
Multiple	0

#### Chronically Homeless

Total Number of Households	0
Total Number of Persons	0

Race

Gender



# Veteran Households without Children

## Household and Person Breakdown

Total Number of Households	33
Total Number of Persons	43
Total Number of Veterans	33

## Gender

Female	5
Male	28
Transgender	0
Gender Non-conforming	0

## Ethnicity

Non-Hispanic/Non-Latino	32
Hispanic/Latino	0

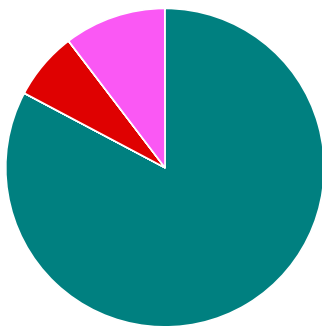
## Race

White	24
Black or African-American	0
Asian	0
American Indian or Alaska Native	2
Native Hawaiian or Other Pacific Islander	0
Multiple	3

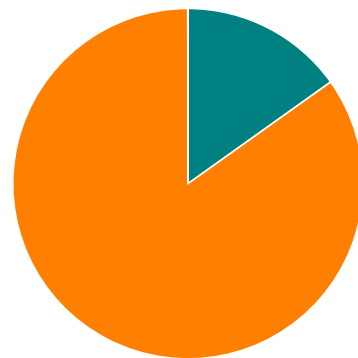
## Chronically Homeless

Total Number of Households	22
Total Number of Persons	28

Race



Gender



# Youth Households

## Unaccompanied Youth Households

### Household and Person Breakdown

Total Number of Unaccompanied Youth Households	20
Total Number of Unaccompanied Youth	20
Total Number of Unaccompanied Youth (under age 18)	6
Total Number of Unaccompanied Youth (18 to 24)	14

### Gender

Female	5
Male	13
Transgender	0
Gender Non-conforming	0

### Ethnicity

Non-Hispanic/Non-Latino	17
Hispanic/Latino	2

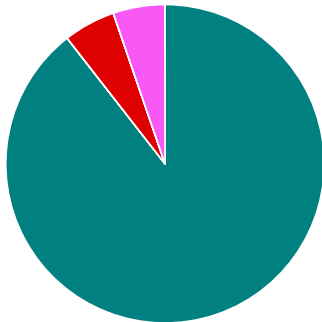
### Race

White	17
Black or African-American	0
Asian	0
American Indian or Alaska Native	1
Native Hawaiian or Other Pacific Islander	0
Multiple	1

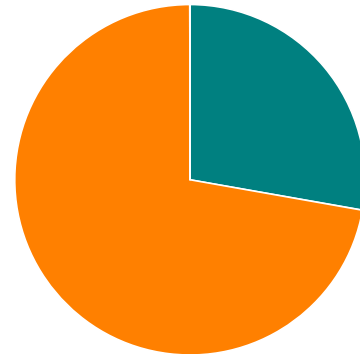
### Chronically Homeless

Total Number of Persons	2
-------------------------	---

Race



Gender



■ White   
 ■ Black or African American   
 ■ Asian  
■ American Indian   
 ■ Native Hawaiian   
 ■ Multiple

■ Female   
 ■ Male   
 ■ Transgender   
 ■ Gender Non-conforming



# Parenting Youth

## Household and Person Breakdown

Total Number of Parenting Youth Households	2
Total Number of Persons in Parenting Youth Households	6
Total Parenting Youth	2
Total Children in Parenting Youth Households	6
Number of Parenting Youth Under 18	2
Children in Households with Parenting Youth Under 18	2
Number of Parenting Youth 18 to 24	0
Children in Households with Parenting Youth 18 to 24	0

## Gender

Female	0
Male	2
Transgender	0
Gender Non-conforming	0

## Ethnicity

Non-Hispanic/Non-Latino	2
Hispanic/Latino	0

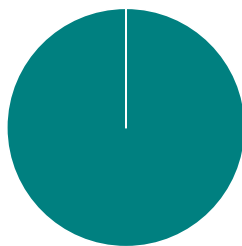
## Race

White	2
Black or African-American	0
Asian	0
American Indian or Alaska Native	0
Native Hawaiian or Other Pacific Islander	0
Multiple	0

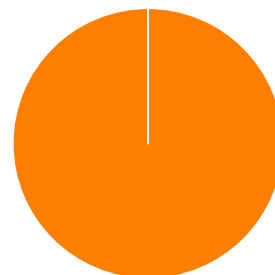
## Chronically Homeless

Total Number of Households	0
Total Number of Persons	0

Race



Gender



■ White
 ■ Black or African American
 ■ Asian
 ■ American Indian
 ■ Native Hawaiian
 ■ Multiple

■ Female
 ■ Male
 ■ Transgender
 ■ Gender Non-conforming

## Additional Homeless Populations (Adults Only)

Serious Mental Illness	90
Substance Use Disorder	47
HIV/AIDS	3
Survivors of Domestic Violence (optional)	44

